

# Equipment List, Mechanical

Applicable for V640i & K630i

## Contents

<b>1</b>	<b>General .....</b>	<b>2</b>
<b>2</b>	<b>Column Definitions.....</b>	<b>2</b>
<b>3</b>	<b>Repair Equipment, Mechanical .....</b>	<b>3</b>
3.1	Sony Ericsson Provided Repair Equipment.....	3
3.2	Picture of equipments orderable from Sony Ericsson.....	4
3.3	Equipment Provided by Other Suppliers.....	5
<b>4</b>	<b>Revision History .....</b>	<b>7</b>

## 1 General

This document describes the minimum required equipments for the Mechanical Repair Process of the V640/K630 mobile phones. Equipment listed without a part number is not orderable from Sony Ericsson and must be bought locally.

## 2 Column Definitions

The matrices in the end of the equipment tables describe where the actual equipment is needed (marked with an X) or may be needed/optional (marked with a Z).

Flash upgrade:      Equipment for downloading software to the unit, both signalling and test-program.

Manual test:        Equipment necessary to perform a manual test.

Repair:              Equipment necessary for replacing components.

The columns that assist in specifying and/or clarifying the equipment needed are considered description type columns.

- Description      The name of the equipment.
- Part Number    The Sony Ericsson part number to use when ordering from Sony Ericsson.
- Comments      Additional information that helps to specify or clarify the equipment.

## 3 Repair Equipment, Mechanical

Some of the required equipment will be provided by Sony Ericsson and some equipment has to be sourced locally. This chapter will separate these equipments.

### 3.1 Sony Ericsson Provided Repair Equipment










			Upgrade	Flash	Manual Test	Repair
Description	Part Number	Comments				
USB cable DCU-60	KRY 101 1413	Interface cable between PC and phone	X			
Torque Screwdriver *	NTZ 112 459	Torque set to 22 Ncm +/- 0,2 Ncm				X
Bits/Torx/T6	NTZ 112 288	Spare part to screwdriver				X
Front opening tool	NTZ 112 302/2					X
Flex film assembly tool	NTZ 112 521	Tweezers for flexfilms				X
Battery Eliminator	NTZ 112 533	Dummy battery	Z			
MEGA Pixel Camera Tool	NTZ 112 1067	Camera removal tool				X
VGA Camera Tool	NTZ 112 1077	VGA Camera removal tool				X
256MB Memory Stick Micro(M2)	KDR 109 171/256	This item is needed to test the applicable product's memory slot.			X	
Plectrum Tool	NTZ 112 590	Guitar Pick				X

\*Any screwdriver that fulfils torque and bit demand can be used.

The matrix describes where the actual equipment is needed, marked with an X, or may be needed/option, marked with a Z.

## 3.2 Picture of equipments orderable from Sony Ericsson

Pictures of tools that is orderable from Sony Ericsson.

			
KDR 109 171/256	NTZ 112 1077	KRY 101 1413	NTZ 112 459
			
NTZ 112 288	NTZ 112 1067	NTZ 112 302/2	NTZ 112 521
			
NTZ 112 533	NTZ 112 590		

### 3.3 Equipment Provided by Other Suppliers

This is the list of equipments provided by other suppliers than Sony Ericsson

		Flash Upgrade	Manual Test	Repair
Description	Comments			
Battery	BKB 193 192/1	X	X	
-Battery Charger	Standard SonyEricsson charger applicable for V640i & K630i		X	
Computer	Minimum Pentium III 500 Mhz 128 Mb RAM or better. At least 2USB ports	X		
Tweezers	ESD-safe			X
Dentist hook	To be used when removing the adhesives.			X
Isopropyl Alcohol	To be used when removing glue.			X
Cotton Gloves	ESD-safe			X
Zebra Printer	<b>Current Model Options:</b> <ul style="list-style-type: none"> <li>• 110XIIIPlus or Z4Mplus</li> </ul> These models use a DB9 Male-DB9 Female Null Modem  <b>Discontinued Model Options:</b> <b><i>NOTE – The following models may also be used, but Zebra has discontinued selling them.</i></b> <ul style="list-style-type: none"> <li>• 90xi Series</li> <li>• Z4M</li> <li>• Z4000 deluxe</li> </ul> These models use a DB25 Male-DB9 Female Null Modem			Z

		Flash Upgrade	Manual Test	Repair
Description	Comments			
Null Modem Cable	<p>This cable connects the Zebra printer to the computer. Two companies that carry this type of cable are CDW (www.cdw.com) and QVS (www.qvs.com). Part numbers for the <b>DB9 Male-DB9 Female version:</b> <b>CDW – 361875</b> (6 Feet Long)</p> <p>Part numbers for the <b>DB25 Male-DB9 Female version:</b> <b>CDW – 375939</b> (6 Feet Long) <b>QVS – CC314-06</b> (6 Feet Long) <b>QVS – CC314-10</b> (10 Feet Long)</p>			Z
Hot Air Flow Repair Station, Medium.	To be used when removing phone label (if needed)			Z
IR-device	To be used to make connection between the phone and the device		X	
Bluetooth-device	To be used to make connection between the phone and the device		X	
Hands free equipment.	To be used to verify the system connector. Applicable for V640i		X	
Operator SIM-card	To be used when making a landline call.		X	
Barcode Scanner	The device must be able to decode code128 and 128C			Z
Ionized Air Gun or blower	neutralizes the static, therefore allowing dust and fine particles to be easily blown off.			Z
Power supply	NOTE: Only necessary if using the Battery Eliminator.	Z		
Power cables Red & Black	Minimum cross sectional area of conductor: 1.2 mm <sup>2</sup> Maximum length: 1.5 m	Z		
ESD wristband				Z
ESD Gloves				Z

\*Any screwdriver that fulfils torque and bit demand can be used.

The matrix describes where the actual equipment is needed, marked with an X, or may be needed/option, marked with a Z

## 4 Revision History

Rev.	Date	Changes / Comments
A	2007-09-18	Initial release
2.1	2007-12-19	Additional Equipment added
3	2007-12-19	Torque Setting adjust